
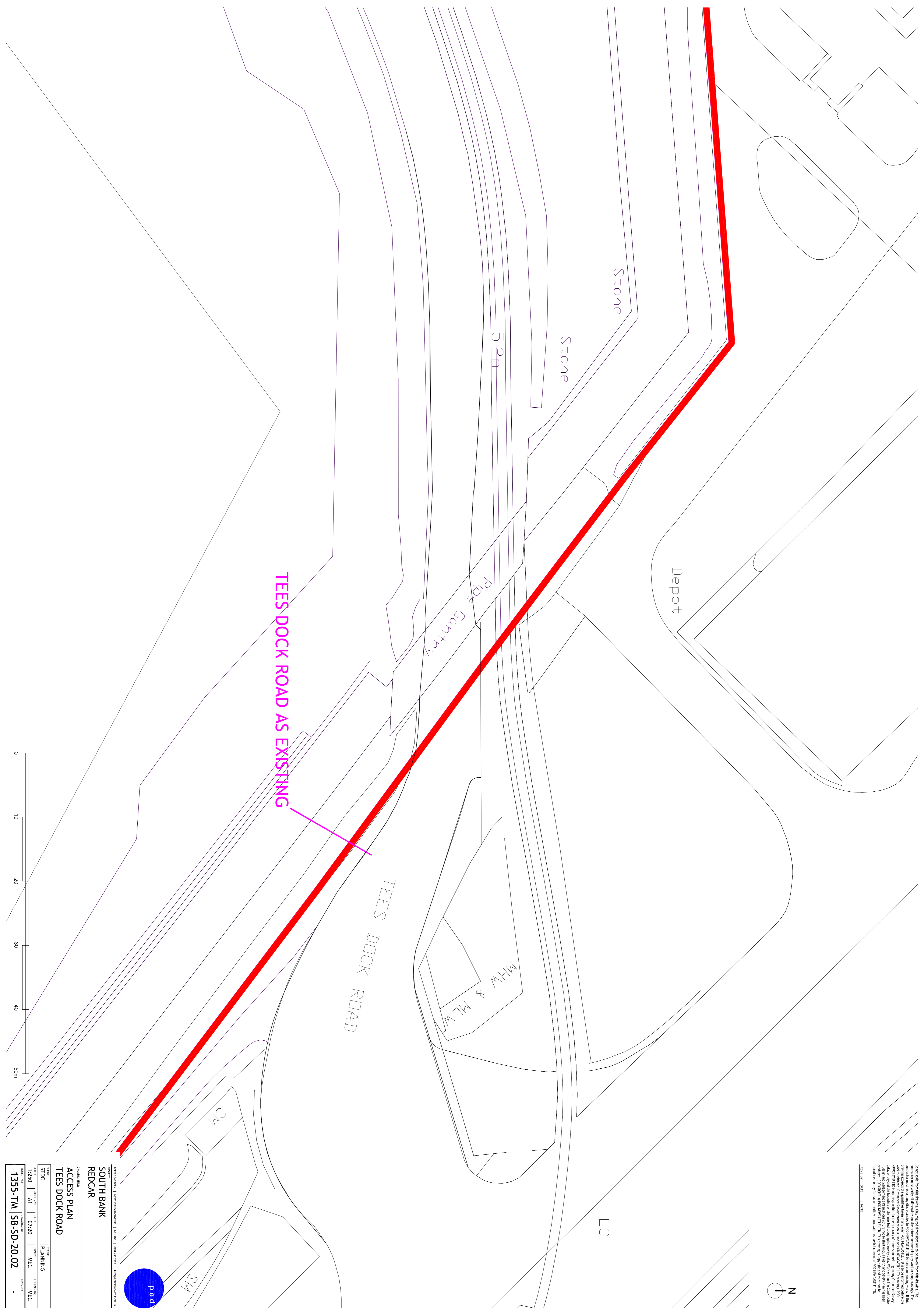
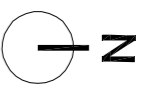


Do not scale from this drawing. Only figured dimensions are to be taken from this drawing. The contractor must verify all dimensions on site before commencing any work or shop drawings. If the work is limited, reference survey information is used on POD NEWCASTLE. Do drawings 500
NEWCASTLE is not responsible for the accuracy of dimensions relating to any Ordnance Survey
[single and multiple] 1:50,000 2015, not to start until a Health and Safety Plan has been
produced. **OWNER: POD NEWCASTLE LTD.** This drawing is copyright and must not be
reproduced in any form or by any means without the written consent of POD NEWCASTLE LTD.

REV BY / DATE / NOTE



POD
SOUTH BANK
RED CAR

DRAWING TITLE
**ACCESS PLAN
TEES DOCK ROAD**

CLIENT	STATUS				
STDC	PLANNING				
SCALE: 1:250	DRAWN BY: AN	CHECKED BY: MEC	DATE: 07/20	PROJECT NO: 1355-TM	REV: SB-SD-20.02